



Wetherby High School

House points



Top students

1. RO13 (21)
2. BR15 (14)
3. RO2 (13)

Past week

1. RO13 (21)
2. BR15 (14)
3. RO2 (13)

Tutor groups

1. RO13 (21)
2. BR15 (14)
3. RO2 (13)

We are continuing to develop ways to support children work successfully and independently. We know that children who can work independently are more successful, can steer their own learning and feel more in control. We also know that it is a key life skill, and we want children to learn for life, not just for exams.

To support children with this, we have moved to a new system to set, collect and record independent learning: online learning. Using the new system, epraise, means that children can check on their phones if they have work to do and can let their teacher know when it has been completed. Student voice on this new way of working has been very positive - any barriers we have worked with them to get around, but there have been very few. We now feel we have a system that is easy to work and allows students to spend their time and effort on the work itself.

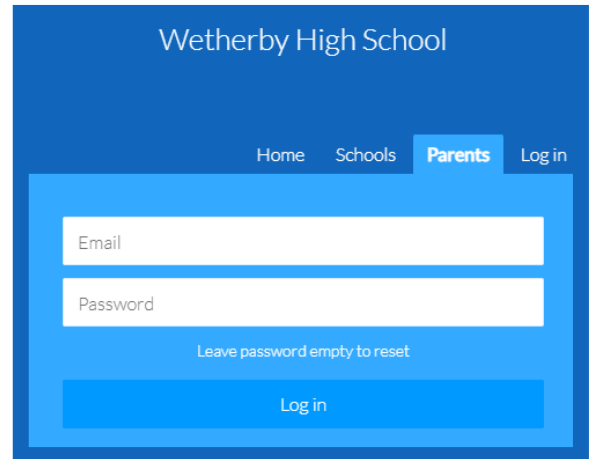
In turn, we know that you would like to be involved and support your child. To do so, you can also access the information by downloading the epraise app...

Tel: 01937 522500 | Fax: 01937 522504 | info@wetherbyhigh.co.uk | www.wetherbyhigh.org.uk



Registering for epraise and resetting your epraise password

1. Navigate to your internet browser and search for epraise.
2. Select Wetherby High School from the list of schools and select the Parents Tab.
3. Enter the email address that you receive school communications on, leaving the password box blank.
4. Click the Login button.
5. You will receive an email with a link to set a password.



Wetherby High School

Home Schools **Parents** Log in

Email

Password

Leave password empty to reset

Log in

The link remains active for 24 hours so you will need to use it within that time or repeat the steps above to obtain a new email. Sometimes emails can take a few minutes to arrive or are automatically redirected to junk folders so please check this before contacting the school if you are unable to access the site.

Epraise Login Details

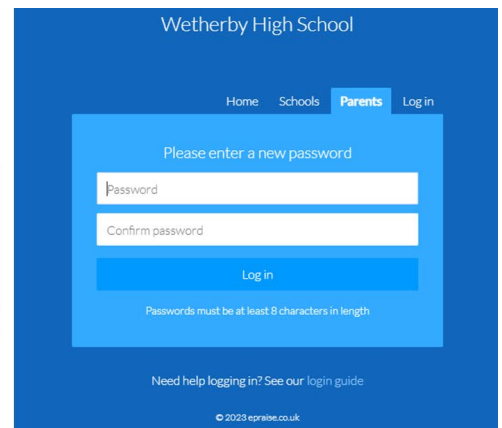


epraise.co.uk <noreply@notifications.epraise.co.uk>
13:29



To log in to epraise and choose a new password, please click [here](#).

You have received this message because you attempted to log in using a blank password on epraise.co.uk. If you did not request this message you can ignore this email. The above link will expire in 24 hours.



Wetherby High School

Home Schools **Parents** Log in

Please enter a new password

Password

Confirm password

Log in

Passwords must be at least 8 characters in length

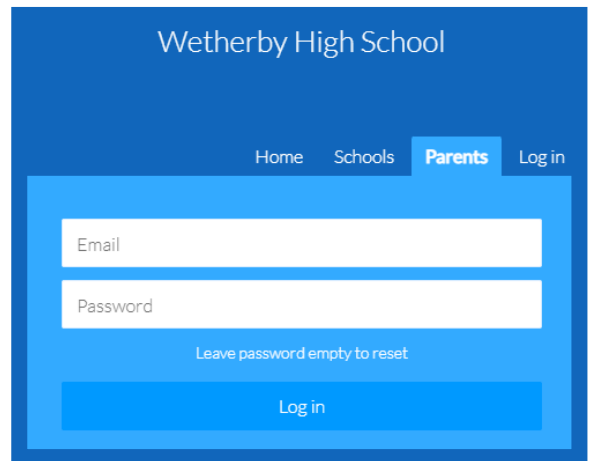
Need help logging in? See our [login guide](#)

© 2023 epraise.co.uk

Logging into epraise (Make sure to register and set a password first)

Via the epraise website

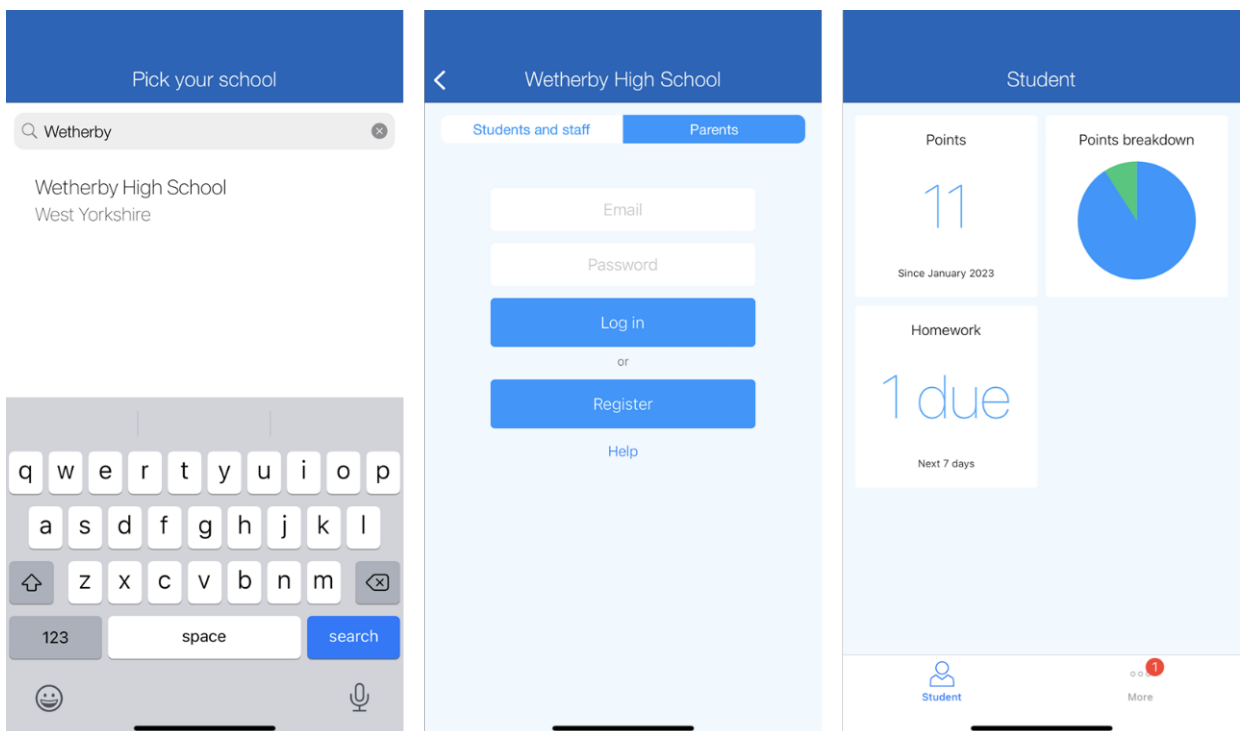
1. Navigate to your internet browser and search for epraise
2. Select Wetherby High School from the list of schools
3. Select the Parents Tab
4. Enter the email address that you receive school communications on
5. Enter your password that you created previously
(If you have forgotten your password, please refer to [Registering for epraise and resetting your epraise password](#))
6. Click the Login button



The screenshot shows the 'Wetherby High School' website. At the top, there are navigation links for 'Home', 'Schools', 'Parents' (which is highlighted), and 'Log in'. Below the navigation is a login form with two input fields: 'Email' and 'Password'. Below the password field, there is a link that says 'Leave password empty to reset'. At the bottom of the form is a blue 'Log in' button.

Via the epraise app

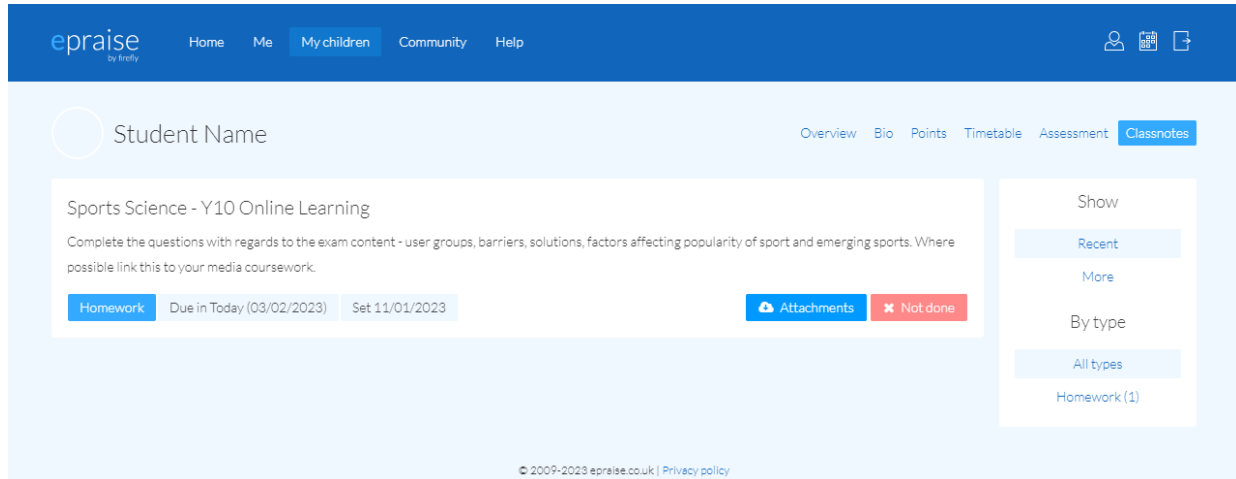
1. Download the epraise app (search for epraise in your app store) and open it
2. Select Wetherby High School from the list of schools
3. Select the Parents Tab
4. Enter the email address that you receive school communications on
5. Enter your password that you created previously
6. Click the Login/Register button
- 7.



Viewing Homework

Via the epraise website

- When logged into the epraise website, navigate to “my children” in the top navigation bar
- Select your child’s name, then select “classnotes”
- If your child has multiple types of classnotes added you can filter to just see homework by using the filter box on the right of the page.
- Here you can see what work has been assigned and the status.



Via the epraise app

- When logged into the app you will be presented with a summary page for your child.
If you have more than one child assigned to you, you can switch which child you are viewing by selecting their name in the bottom bar.
- The summary page shows you a range of items, including if your child has any outstanding homework due (if there is no homework due, this section may not show).
- To view which pieces of work are outstanding, simply click the homework box. This will take you to the planner screen, here you can toggle between “To do” and “Completed”.
- Alternatively, you can navigate to the menu using the “more” button in the bottom bar, and then select Planner.
- If there is a file attached to the assignment you can click on the download button to view the attachment.

