


CONTENTS

- 2-3 Noticeboard
- 4-7 Features
- 8-10 Day in the Life
- 11 House Points
- 12-13 Subject Nominations
- 14 Francophone Recipes



PHYSICS OLYMPICS

Four Year 8 students went to St Peter's School in York to take part in the Physics Olympics.



The day consisted of multiple competitions putting their different science skills to the test! The Year 8 students did amazingly and came third in one of the competitions. Well done!

THE NOTICE BOARD

WHS  DASH

IMPORTANT DATES



Tuesday 25th June

- Step up and new academic year commences (Coaching to run period 1 and 2)

Tuesday 25th June

- Day in the Life (Fieldhead Carr)

Wednesday 26th June

- Day in the Life (Bramham)

Thursday 27th June

- Day in the Life (Thorner)
- Year 11 Prom

Wednesday 3rd June

- New Year 7 Induction Day

Friday 5th July

- EPOSS Orchestra Day

Tuesday 9th July

- Day in the Life (Scholes)
- Summer Showcase

Wednesday 10th July

- Go Purple Run
- Wetherby Dash (Coaching)

Thursday 11th July

- Day in the Life (Shadwell)

Friday 12th July

- Sports Day

Wednesday 17th July

- MYCD and New Year 7

Thursday 18th July

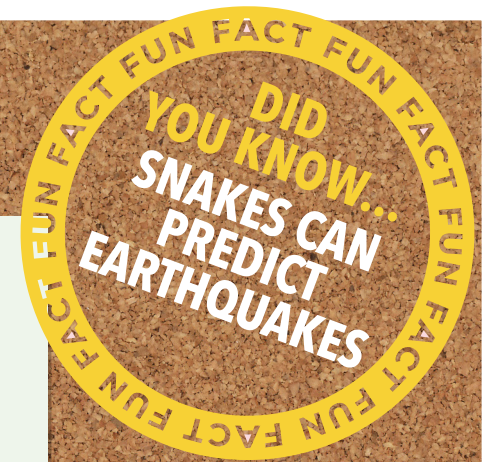
- School Sponsored Walk

Friday 19th July

- House Celebration and House Trophy awarded (school closes to students at 12.00pm)

WETHERBY HIGH SCHOOL

SPORTS DAY



WETHERBY HIGH SCHOOL

SUMMER SHOWCASE





YORK & UNIVERSITY
COLLEGE CENTRE

HAIR AND BEAUTY APPRENTICESHIP VACANCIES



HAIRDRESSING
Orgella Hair & Beauty
in Easingwold
orgella.tracey@icloud.com

**CONSTRUCTION
APPRENTICESHIP
VACANCIES**



YORK COLLEGE Apprenticeships

HAIRDRESSING
Niche Hair & Beauty
in York
nichehairandbeauty@icloud.com
01904 621199

**Vacancies for
September 2024**
Contact the salon
directly via email,
phone call or visit to
find out more

HAIRDRESSING
Renaissance
in Haxby
scissorjo@gmail.com
01904 769209

HAIRDRESSING
Bang Hair
in York
info@banghair.co.uk
01904 439830

All vacancies remain open until the position is filled.
Contact the employer directly via email to find out more
details and to apply.
Check that you meet the entry criteria first
[Apprenticeship Courses | York College](#)

HAIRDRESSING
Mark Lee Hairdressing
in Pocklington
mark@markleehair.co.uk

HAIRDRESSING
Reflections
in York
reflectionshairdressing@yahoo.co.uk
0783 7010563

HAIRDRESSING
Watkins Wright
in Thirsk
caroline@watkins-wright.co.uk
01845 525566

HAIRDRESSING
Watkins Wright
in Knaresborough
caroline@watkins-wright.co.uk
01423 860960

STONEMASON
Level 2
Leeds area

CALDER MASONRY LTD
Nicola Howgate
Apply via
Apprentice Stonemason
Indeed.com
United Kingdom

HAIRDRESSING
Watkins Wright
in Boroughbridge
caroline@watkins-wright.co.uk
01423 326639

BARBERING
Shugs Barbershop
in Pickering
01751 477533

BARBERING
Fellas & Kings
in Malton
01653 692418
clairecummings1986@hotmail.com

BARBERING
King of Cuts
in Selby
07930 335296
info@kingofcuts.co.uk

BRICKLAYER
Level 2
Malton area

**J F R MASONRY &
RENOVATIONS**
James Reed
jfrmasonryltd@gmail.com



DRAMA

COURSEWORK PERFORMANCES



Year 10 drama students have completed their GCSE Component 2 coursework this half-term which makes up 40% of their GCSE.

Students start with a stimulus which inspires their initial ideas, they collaborate with their group to then develop characters, plot and moments on stage.

Each performance should have an intended impact on the audience.

This year students have created a play exploring alcoholism and its impact on families, stalkers and why they do it, a spoof spy comedy and a performance about a writer whose characters turn against them.

Congratulations to all Year 10 drama students on their amazing, creative and inventive performances.





DESIGN & TECHNOLOGY PHONE STANDS



Well done to everyone in Year 7 for the excellent design and completion of their phone stands.

Everyone has worked really hard and the outcomes are excellent, bring on Year 8 DT!

Up

Michael Giacchino

In the film up, the theme tune uses a range of high pitch instruments which shows the happy imagery of the newly married couple in the film. As the film progresses, they use a range of low and high pitch instruments such as the violin to highlight a negative moment in her life. However, the tone of the song slowly begins to get happier to imply the happiest moments in her life are still to come. Later in the film, the song frequently uses violin to portray a set of both happiness and sadness between the both of them. As well as this, the solo piano foreshadows a sad and lonely ending for Carl when Ellie passes away.

Towards the end of the opening, the composer plays the same repetitive chords followed by silence to show the unexpected turn, contrasting the upbeat music through the start of the piece.

EA



Titanic

James Horner

The film "Titanic" is a classic romantic drama that tells the tragic story of the RMS Titanic's ill-fated maiden voyage.

One significant aspect of the film is how music is intricately woven throughout, enhancing the emotional depth of the story. The iconic theme song "My Heart Will Go On" by Celine Dion became synonymous with the film and perfectly captured the love between Jack and Rose. The music in "Titanic" serves as a powerful tool to evoke various emotions, from joy to sorrow, and adds layers of meaning to pivotal scenes. James Horner's beautiful score further elevates the film, creating a memorable and immersive viewing experience.

The Titanic theme song, "My Heart Will Go On" by Celine Dion, is prominently featured throughout the film. It plays during key moments, such as when Jack and Rose first meet on the ship's deck, during their romantic moments together, and notably during the heart-breaking climax as the ship sinks. The effect of this recurring theme is to evoke a sense of nostalgia, love, and tragedy, intensifying the emotional impact of the story. The haunting melody of the song lingers in the viewer's mind, enhancing the overall experience and making the film's poignant moments even more memorable.

To conclude the film, the theme is played as Rose's life is displayed in pictures of her promise to Jack. This being to 'go on' and live life as he was unable, referencing the name of this score "Unable to Stay, Unwilling to Leave". In this scene, Rose's psychological journey to heaven is conveyed with a wholesome denouement of their reunion with dream like music. Once again, reminding the audience of their relationship and the character development across the film. The audience have an immediate familiarity and can associate it to their relationship. I feel this final theme fits as a perfect ending as we can reflect not only on the story but the emotional journey the audience have experienced.

LB



Harry Potter & The Deathly Hallows Part 2

Alexandre Desplat

This film, in my opinion, has one of the greatest and most emotional opening scores to a film of all time. The opening score is called "Lily's theme". The music opens with a low drone in C#, played by a cello with a very thin texture, almost sounding like a horn blown whilst entering battle, which represents the theme of violence and war that runs throughout the film. It makes the setting feel eerie and desolate, almost abandoned and left to rot. As an audience we are left speechless and intrigued to watch on to see what will come next. No words are spoken by any of the characters at the start of the film. We are shown panoramas of the wizarding world as this drone is played, formerly a flourishing place filled with happiness, but is now filled with corruption, death and suffering. Not much is revealed to the audience in the first few seconds of the film, and the music further gives a feeling of mysteriousness and secrets due to the use of such thin texture and the extreme lack of percussion.

The original "Hedwig's theme" is completely missing throughout the film, which shows how the whole idea and franchise of Harry Potter is slowly coming to an end and that the main themes of the films are greatly weakened. The piece of music has a lone female singing voice suggesting that Harry is completely alone in his fight against Voldemort and will have no outside help from even his school with the presence of Snape as headmaster. The music then slowly builds into a thicker texture with violins playing the lead vocal lines instead of the singing. This gradual increase



of more instruments shows how at the start things are mysterious and unpredictable, and then as the title of the film comes through and the texture thickens, things are revealed and the audience realise that this is the end of the franchise.

JB

CELEBRATING EXCELLENCE

YEAR 11 ART MODERATION AT WETHERBY HIGH

Wetherby High School recently had the honour of hosting the Year 11 art moderation, an event that showcased the remarkable talents of our students and reaffirmed our commitment to fostering artistic excellence.

The moderation, which took place in the White Room, transformed the space into a vibrant gallery that celebrated creativity, diversity, and the hard work of our students.

MODERATOR'S HIGH PRAISE

The external moderator, who visited, was full of praise for both the quality of the work and the presentation. The moderator also commended the school on its hospitality, noting how welcoming and organised the event was.

HARD WORK & DEDICATION

The success of the Year 11 art moderation is a reflection of the hard work and dedication of our students.

Over the past two years, they have invested countless hours in developing their skills and refining their ideas. Their commitment has paid off, with each artwork standing as a testament to their growth and passion.

A BRIGHT FUTURE AHEAD

The Year 11 art Moderation not only highlighted the talents of our current students but also set a high standard for future cohorts. It was a celebration of what can be achieved through hard work and a nurturing environment that encourages exploration and expression.

As we look forward to the next academic year, we are excited to see how our budding artists will continue to grow and develop. The success of this event has set a new benchmark for excellence at Wetherby High, and we are confident that our students will continue to reach new heights in their artistic endeavours.



CONGRATULATIONS TO ALL OUR YEAR 11 ARTISTS FOR THEIR OUTSTANDING WORK AND FOR MAKING WETHERBY HIGH PROUD!







HOUSE POINTS



TOP STUDENTS OF THE WEEK

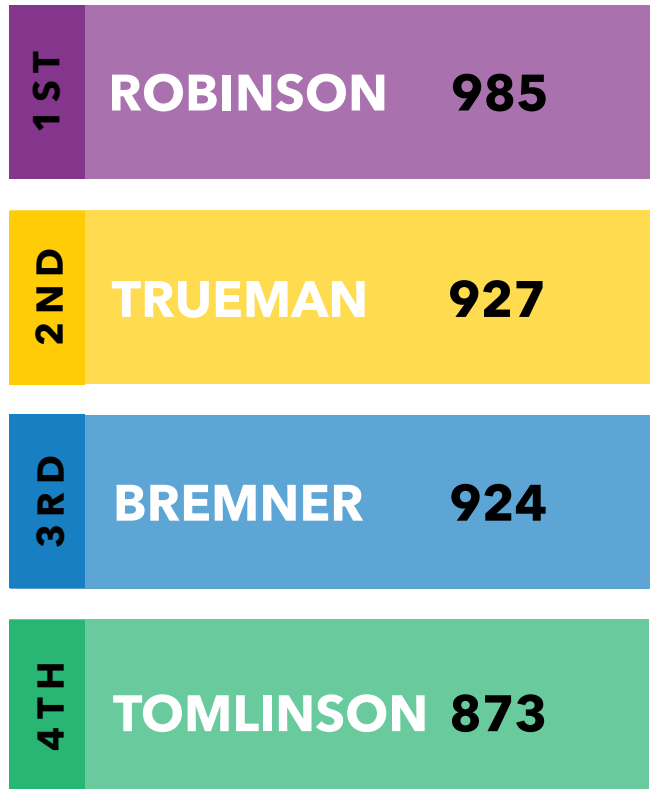
ER	RO10	21
LC	RO8	21
SK	RO14	21
EA	TR14	20
LB	TO12	20
HB	RO8	18
EL	BR5	18
ZG	BR7	18
KB	TR1	17
JS	TO14	17

TOP COACHING GROUPS OF THE WEEK

BR7	130
RO14	120
TR14	114
TO12	112
RO8	90
RO7	85
RO13	78
BR5	78
TO1	71
BR11	70





HOUSE POINT TOTALS



LAST WEEK'S HOUSE POINTS



Subject Nominations

MAJOR MUSICIAN

AK

YEAR 10
First to complete all the set revision!




CULINARY EXPERT

EG

YEAR 10
Hard work and commitment.




CULINARY EXPERT

L-MMcB

YEAR 10
Impressive practical skills and commitment.




CULINARY EXPERT

MM


YEAR 10
A consistently high standard of work.




CULINARY EXPERT

CMcV

YEAR 9
Superb work ethic and attitude towards the subject.




CULINARY EXPERT

MB



YEAR 8
Superb work ethic.




MAJOR MUSICIAN

EB



YEAR 8
Excellent work on drums.

TALENTED IN TECHNOLOGY

IA

YEAR 10
For making a great start to GCSE DT coursework.

TALENTED IN TECHNOLOGY

RR

YEAR 10
For making a great start to GCSE DT coursework.




CULINARY EXPERT

CL

YEAR 9
Impressive practical skills and commitment.




CULINARY EXPERT

LB


YEAR 9
A very dedicated student.




CULINARY EXPERT

JS

YEAR 9
Impressive practical skills and commitment.




EXCELLENCE IN ENGLISH

ST

YEAR 9
For taking risks with her ideas during class discussion and helping others to learn more deeply by doing so.




EXCELLENCE IN ENGLISH

ES

YEAR 9
Engagement in English and curiosity to learn more.




LEGENDARY LINGUIST

KR-W

YEAR 8
Excellent work on phonics - well done for your fancy French accent.




HISTORY HERO

ST

YEAR 9
For having incredible insights and inferences about Industrial Britain. .




CULINARY EXPERT

MH

YEAR 8
A consistently excellent attitude towards the subject.

Subject Nominations

 COMPUTER SUPERSTAR LM YEAR 7 Superb coding in finals.	 COMPUTER SUPERSTAR HD YEAR 7 Excellent design and coding in finals.	 DRAMA LEGEND ED YEAR 8 Fantastic live theatre evaluation work.	 DRAMA LEGEND OB YEAR 8 Fantastic contribution to discussions about live theatre.	 DRAMA LEGEND CH YEAR 7 Fantastic improvising work in Venture.	 CULINARY EXPERT HG YEAR 8 Impressive practical skills and commitment.	 CULINARY EXPERT RO YEAR 8 Impressive practical skills and commitment.
 GEOGRAPHY GIANT HS YEAR 10 Excellent leadership skill on the geography fieldtrip.	 DRAMA LEGEND DG YEAR 7 Fantastic improvising in Venture.	 DRAMA LEGEND AL YEAR 7 Excellent student talk and leadership in drama.	 DRAMA LEGEND AW YEAR 7 Imaginative work in drama lessons.	 CULINARY EXPERT AR YEAR 8 Superb work ethic.	 CULINARY EXPERT RM YEAR 8 Impressive practical skills and commitment.	 CULINARY EXPERT MH YEAR 8 Impressive practical skills and commitment.
 GEOGRAPHY GIANT JR YEAR 10 Fantastic effort and independence on the geography field trip.	 GEOGRAPHY GIANT MB YEAR 10 Motivated and enthusiastic on the geography field trip.	 DRAMA LEGEND LB YEAR 9 Outstanding work on finals in drama.	 CULINARY EXPERT LM YEAR 10 Commitment and high quality work.	 CULINARY EXPERT JH YEAR 10 Impressive practical skills and commitment.	 CULINARY EXPERT MB YEAR 10 Impressive practical skills and commitment.	



FRANCOPHONE RECIPES



AFRICAN CHAPATI

INGREDIENTS

- 3 cups all-purpose flour
- 1 1/4 cups water
- 1/2 teaspoon salt



SEND A PHOTO
OF YOUR
MASTERPIECE TO
YOUR FRENCH
TEACHER!



INSTRUCTIONS

STEP 1

In a large mixing bowl, combine flour, water, and salt. Stir until well combined. Transfer to a floured surface and knead for 5-7 minutes. The dough should come together to be soft and smooth.

STEP 2

Place dough into a lightly oiled bowl and cover with plastic wrap. Let rest for about 1 hour.

STEP 3

Heat a lightly oiled skillet or griddle to medium-high heat.

STEP 4

Remove from bowl and divide into 8 evenly sized pieces. Roll out each piece so that it is about 1/4" thick.

Transfer chapati to the skillet and cook for about 30-60 seconds or until golden brown dots start to form on the bottom. Flip and continue to cook until the other side forms those same dots. If a large bubble forms in the middle, gently press it down.



STEP 5

Transfer to a serve platter and cover until ready to serve.